

UNM Radiologic Sciences Program

Elizabeth J. Greer, M.Ed., RT(R)(QM)
Rebecca Blankley MFA, RT (R) (CT) (MRI)
Lynnette Trujillo, M.S., CNMT, RT(N)
Frank Lopez, B.S., CNMT, RT(N)

Radiologic Sciences Community meeting.

Proposed Layout of today's meeting

- Review the outcomes of the last community meeting survey
- Nuclear Medicine Program updates
- CT/MRI updates
- BSRS updates
- Final Discussion

Outcomes

- Overall 1st community meeting was a success
- We are working on gathering data for the other programs. What statistics do you need from us?
 - When your graduates go on to this program
 - When they graduate

1. Was the time and location convenient?

17 responded;

(14) 82% positive response to the time and location

(1) No; lives out of town

(1) Repeated the date and time

(1) Was working

1. Was the time and location convenient?

Additional feedback included:

- late afternoon time was great,
- great location,
- did not interfere with my work,
- the location was easy to find and building very nice.
- Map sent was great. Great location near the Rad Sciences program,
- time was great as parking was not a problem.

4. Would you attend a future meeting again?

- 17 Responses
- (17) 100% answered yes or wish to be included in future community meetings

4. **Would you attend a future meeting again?**

Additional comments:

- It was a privilege.
- Gain additional information about all imaging modalities and integration/partnerships with the community.
- Depends on my schedule.
- Beneficial for the other programs to get together and have face time.
- It was good to have representation from all the modalities.

5. Was there enough time for discussion after the meeting?

- 17 Responses
- (11) 65% answered yes enough time for the meeting and discussion
 - (1) No
 - (3) N/A
 - (2) Would like more discussion but liked that the meeting did not run later.



5. Was there enough time for discussion after the meeting?

- Additional comments: maybe 30 mins. longer for question & answers, brainstorming, discussions

3. Was the meeting informative?

- 17 responses
- (14) 82% responded yes; meeting was informative
- (3) N/A

3. Was the meeting informative?

Additional Feedback included:

- Informative may need to be longer to allow for brainstorming and discussions.
- Gained additional information on Nuclear Medicine as well as the age distribution of current technologists.
- Would like to get feedback to see what information the community would like the program to present.

What ideas do you have to make this more Relevant **prevalent** to you and your organization?

- 12 responses
- (4) 33% satisfied
- See numerous comments and suggestions on the next few slides for discussion

What ideas do you have to make this more relevant to you and your organization?

- 12 Responses
- (4) none at this time
- (8)
 - Communication is key when trying to form partnerships with any group.
 - I think that the UNM Imaging Program can be a good catalyst to keep this dialog going for technologists, doctors, RSO's, and other medical professionals in our state.

Comments

- We partner with UNM training students already so this advisory committee meeting could be used to further enhance this partnership.
- -Relating more of the subject matter to Sonography if possible.
- -I do not have any additional comments for how to improve for my organization as I am affiliated with UNM.
- I would suggest an advanced degree, such as an MSRS. This would allow a lot of students to continue their education with UNM and allow them to be more competitive, rather than having to take an online program

Comments Continued

- I plan to attend in the future.
- Get me the rate of transition to your program from CNM and then the rate of graduating
- This would be a good question to ask everyone at the next meeting and have a open discussion.
- Prevalent??
- Discuss issue within the hospitals that all management is having. Maybe we could gather information to give them ideas about what other hospitals are doing to resolve them

Was the food good?

- 17 Responses
- (11) 65% stated food was Great, excellent or Yes
- (1) No
- (3) N/A
- (2) OK, not a big deal

Was the food good?

- Additional feedback included:
- Had eaten but the fact that food was provided greatly appreciated,
- Nice to have a plated meal,
- More bottled water would have been better, tasty and healthy.

Nuclear Medicine Program

University of New Mexico

School of Medicine

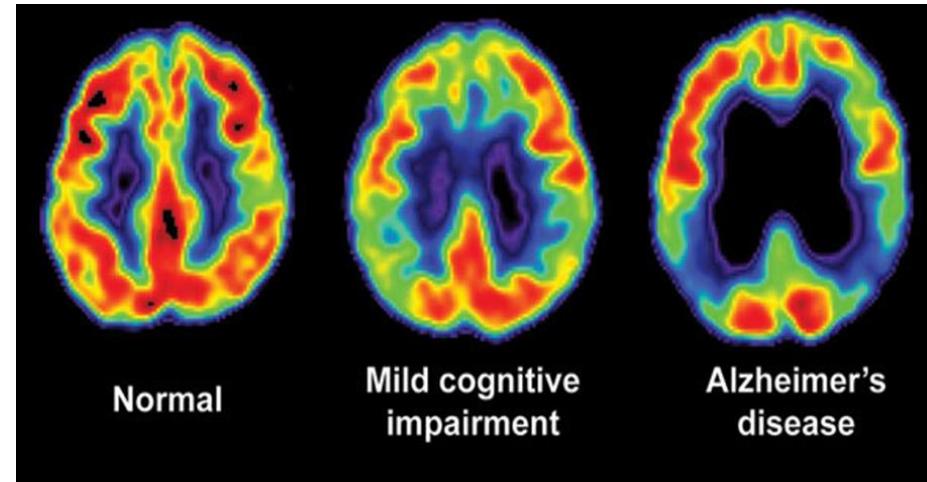
L. Trujillo

Frank Lopez

RADIOLOGIC SCIENCES PROGRAM

Objectives

- Program Status
- New Program Requirements
- JRCNMT re-accreditation
(The Joint Review Committee on Educational Programs in Nuclear Medicine Technology).



Program Status

- No new students for 2014-2015 year.
- New Program Requirements
 - Associate Degree Required to apply.
 - As required by ARRT: Education Requirements for Nuclear Medicine Technology Certification:
(<https://www.arrt.org/Certification/Nuclear-Medicine-Technology>)
 - ARRT - Beginning on January 1, 2015, all Nuclear Medicine Technology certification candidates applying for certification in Nuclear Medicine Technology must have earned an academic degree before becoming certified.
(<https://www.arrt.org/Certification/Academic-Degree-Requirement>)
 - NMTCB will Require Programmatic Accreditation by 2016

Program Status

- Additions to pre-requisites
 - Physics 152 – adopted (Fall 2014)
 - Stats 145 (Fall 2015)
- Total pre-requisite credits: 66 credit hours which would qualify for an Associates Degree
- Working on adapting an Associate Degree for Pre-Nuclear Medicine students through UNM.
 - Students can obtain an Associate degree through other schools (ie. UNM Branch campuses, CNM, PIMA, etc.)

JRCNMT Re-accreditation

- Currently organizing and getting ready to start the self-study.
- Will submit application by Spring 2015.
- Will need to have nuclear medicine students in the clinical setting.
- Will be scrubbing all nuclear medicine courses to include required material for re-accreditation (ie. objectives, assessments, etc.)

JRCNMT Re-accreditation

How we can partner with the community.

- Revise and update the program website - please visit and give us comments
- Gather exit survey at the end of the program, 6 mos. and 12 mos.
- Gather updated resume from all clinical instructors
- Update all affiliation agreements
- Clinical compliance requirements updated ASAP.

- The Nuclear Medicine Imaging Technology Certificate Program is a full-time 14-month curriculum of classroom and clinical training.
- Students receive a certification of completion and are eligible to take the ARRT and NMTCB nuclear medicine exams.

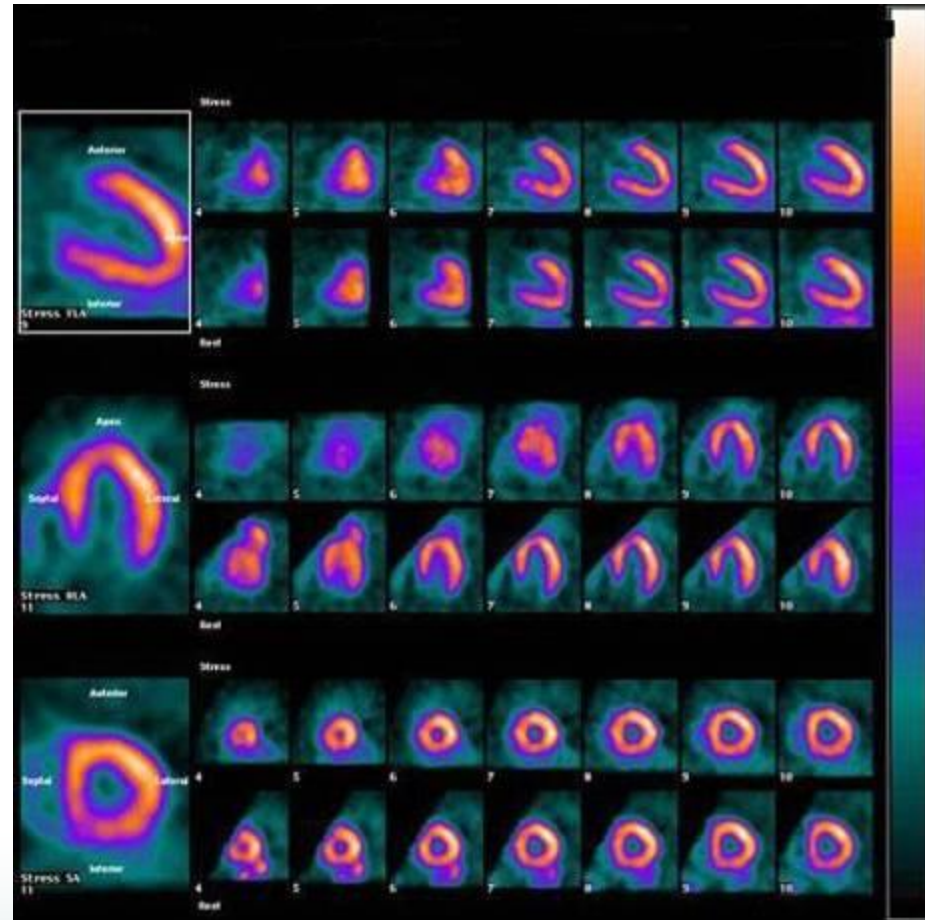
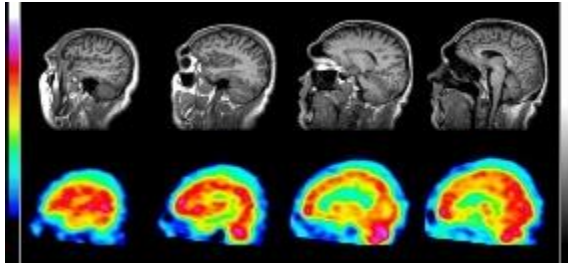
NM Students moving on to other modalities and/or BSRS

Year	# of Nuclear Medicine Students	# of NM Students who go on to CT	# of NM Students who go on to MRI	# of NM Students who go on for BSRS
2008	5	2	1	5
2009	7	1	0	7
2010	4	1	0	4
2011	4	2	0	3
2012	4	1	1	3
2013	4	2	1	4
2014	5	0	1	5

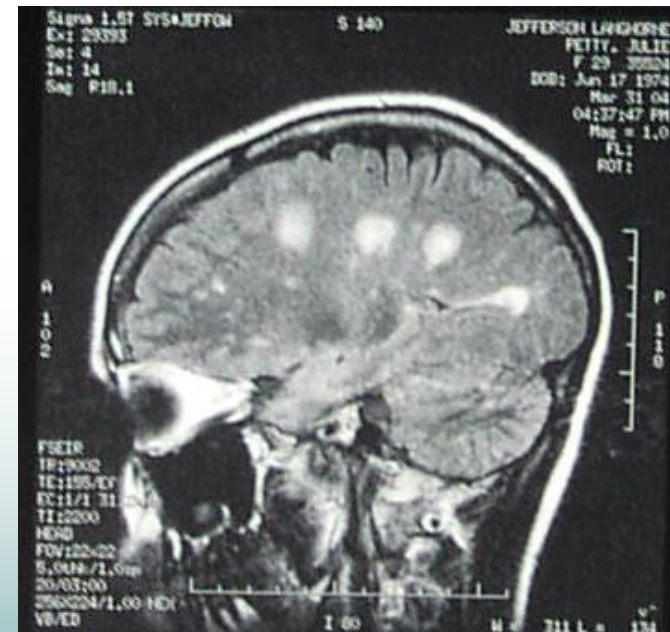
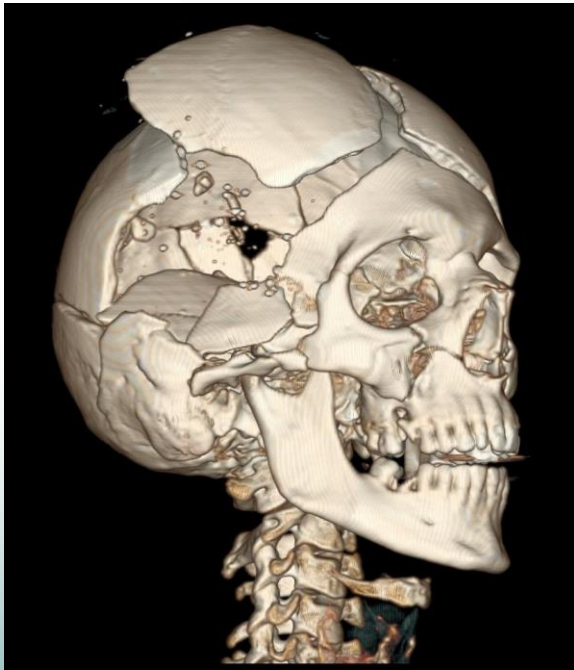
University of New Mexico Nuclear Medicine Technology Program Outcomes Certification Exam Scores and Pass Rates

	2008	2009	2010	2011	2012	2013	2014
<u>ARRT</u>							
<u>(N)</u>							
Pass Rate	100	100	100	100	100	100	
Average Score	89.8	89.3	90	86.3	89.3	89.8	
National Average	84.7	85.0	83.8	84.1	75.9	N/A	
<u>NMTCB</u>							
Pass Rate	100	100	100	100	100	100	
Average Score	81.8	81.7	82.8	80.7	83.3	82.2	
National Average	79.30	80.00	79.33	78.47	78.25	N/A	

Thank You



Computed Tomography and Magnetic Resonance Imaging Certificates



RADIOLOGIC SCIENCES PROGRAM

- Dual Certification Population
- Why Dual Certify
- CT/ MRI Job Outlooks
- MRI Pathways
- Contact

POPULATION for CT/ MRI CERTIFICATION

The ARRT currently allows the following technologists to sit for the CT/ MRI board

- X-Ray Technologists
- Nuclear Medicine Technologists
- Radiation Therapy Technologists
- Ultrasound Technologists for MRI

DUAL CERTIFICATION

- Trend in clinical sites for dual certified technologists
- Allows for diversity within the institution
- Dual Certified Nuclear Medicine Technologists are able to run the PET scanners alone
- Employment within dual cert fields of both modalities

Occupational Employment and Wages, May 2013 BLS

- MRI- Mean hourly wage- \$31.71
- MRI- Mean annual wage- \$65, 960

- CT-Mean hourly wage- \$26.88
- CT Mean annual income- \$ 55,910
- Growth rate- 21%

POST-PRIMARY vs. PRIMARY

- MRI currently has two pathways for certification
- UNMH only provides post-primary certification
- Primary certification is for a student who is not a Radiologic Technologist
- Additional requirements for primary pathway

MRI CERTIFICATION

- ARRT is the current standard for certification
- Other avenues that offer MRI instruction:
 - ARMRIT-American Registry of Magnetic Resonance Imaging Technologists
 - On-line programs that offer education material but does not offer clinical component

To learn more: Contact our
office to make appointment
@ **272-5254**

Or visit the website:

<http://radiology.unm.edu/education/radsci/index.html>



- Carotid MRA

<http://radiology.unm.edu/education/radsci/ct-home.html>

<http://radiology.unm.edu/education/radsci/mri-home.html>



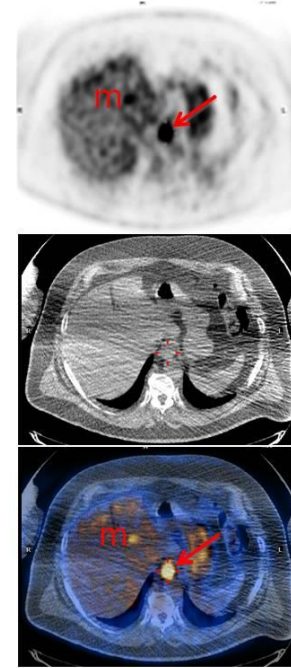
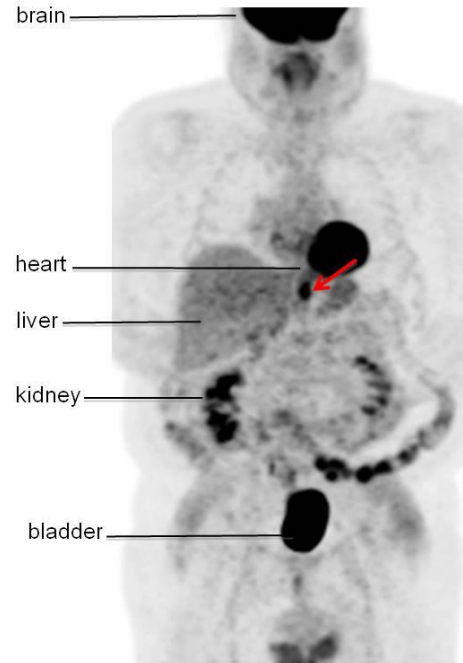
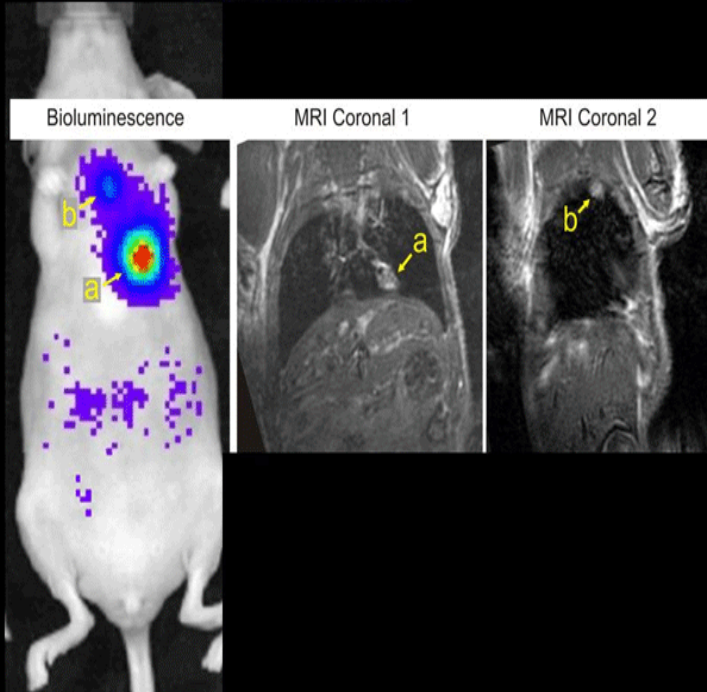
BSRS Updates

Through a curriculum Scrub:

- Added a Pathology course
- Removed the Economics
- Removed Management 308
- Submit the QM certificate

Questions?

Luc tagged bladder cancer cells injected IV -
Theodorescu



This 65-year-old man was recently diagnosed with cancer (arrows) at the junction of the esophagus and stomach. PET/CT shows the intense in the esophagus a single focus of spread to the liver (m).